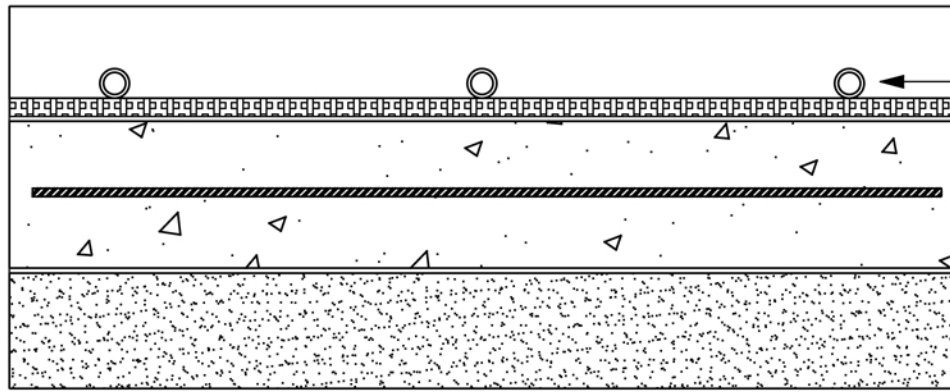









Installation with Marmox insulation board

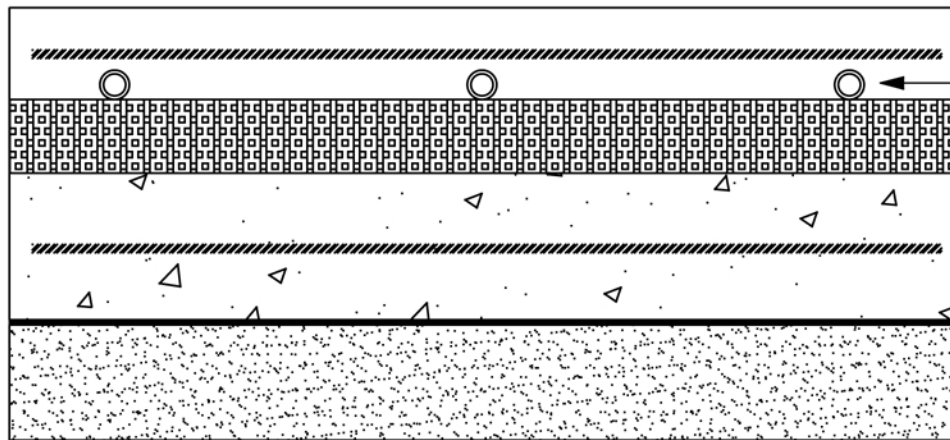


- ← 60mm Screed layer
- ← 16mm PEX tubes
- ← 10mm Marmox and adhesive
- ← Concrete
- ← Steel mesh as per spec
- ← Waterproof layer
- ← Compacted soil

Design legend

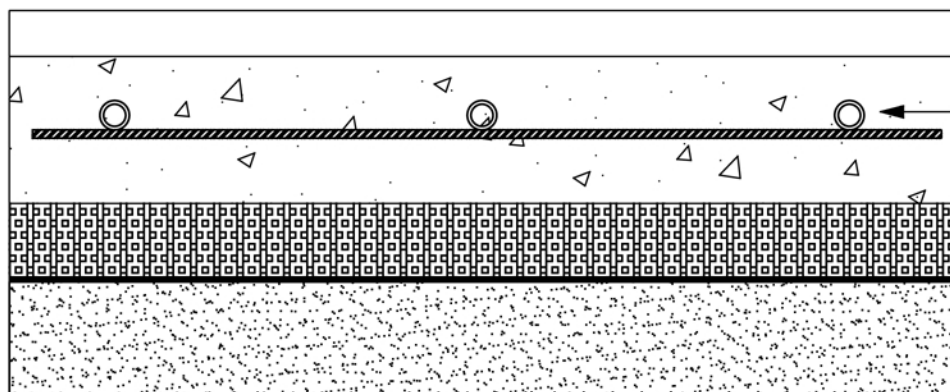
-  Screed layer
-  Insulation
-  Concrete layer
-  Waterproof layer
-  Reinforcing mesh
-  Compacted soil
-  PEX tube

Installation with polystyrene above concrete slab



- ← 60mm Screed layer
- ← Ref 100 steel mesh
- ← 16mm PEX tubes
- ← 40mm High density polystyrene
- ← Concrete
- ← Steel mesh as per spec
- ← Waterproof layer
- ← Compacted soil

Installation with polystyrene below concrete slab



- ← Standard screed layer
- ← Concrete
- ← 16mm PEX tubes
- ← Steel mesh as per spec
- ← 40mm High density polystyrene
- ← Waterproof layer
- ← Compacted soil